




# SELF INSPECTION SHEET

**CONFIDENTIAL INFORMATION**


This document and the information contemplated therein have to be considered as Confidential Information pursuant to the provisions of Clause 25 of the MSA, and treated as such.

**APPLICATION REFERENCE**

MOUNTING		DESCRIPTION	STATION	CAR TYPE						WORK INSTRUCTION	SAFETY ? 
				TC1	M4	M1	M2	M3	TC2		
<input type="checkbox"/>	DTR3-PROCE-06	INTERNAL WATERTIGHTNESS	FT1040	1	1	1	1	1	1	PRA.FT1040.05.V6	NO
<input type="checkbox"/>											
<input type="checkbox"/>											
<input type="checkbox"/>											
<input type="checkbox"/>											
<input type="checkbox"/>											
<input type="checkbox"/>											

REV	DATE	MODIFICATION CONTENT	RESPONSIBLE	NAME	DATE
0	2017/07/10	ACCORDING TO IND-SAL-PRS-FRM-022_Rev_04 (LAPA)	APPROVER	THABISO KOMAKO	2017/07/30
			CHECKER	TANUSS MARCONDES	2017/07/30
			COMPILER	SELINA MADINGA	2017/07/10
1	2020/05/26	UPDATED EXPOSURE TIME FROM 20 MINUTES TO 40 MINUTES	APPROVER	VIASHEN SOOBRAMONEY	2020/05/26
			CHECKER	JOSHUA NEMANASHE	2020/05/26
			COMPILER	MUIMELELI TSHITHAVHANA	2020/05/26
2	2022/06/22	REMOVED AIR EXTRACTOR AS PER BASELINE 10.3	APPROVER	COLLINS MBHOMBHI	2022/06/22
			CHECKER	ALLONIA NKONWANA	2022/06/22
			COMPILER	VANESSA NTULI	2022/06/22

TUE	CAR	OPERATOR NAME	DATE	SELF INSPECTION NUMBER	PAGES
225	M4	Thato	06/05/24	<b>SI.FT1040.22</b>	01/08

	<h1 style="margin: 0;">SELF INSPECTION INDUSTRIAL QUALITY</h1>	Rev. 02	Project: PRASA	<h2 style="margin: 0;">SI.FT1040.22</h2>
		DATE- 2022/06/22		

	Safety Related	Work station: FT1040
---	----------------	----------------------

Car:	NCR:
------	------

## I - Documentation and Instruments

### I.1 - Documentation Control

Document	Type of car						Revision	Observation	OK		Signature/Date
	TC1	M1	M2	M3	M4	TC2					
PRA.FT1040.05.V6					X			Good	✓	N/A	# 06/05/24








### I.2 - Instruments Control


Monitoring and Measuring Instrument Control - Used for Special Process					
Instruments	Serial number	Calibration or Verification Validation Date	OK		Signature/Date
PRESSURE GAUGE	NA	NA			


## II - Control Activities of Production

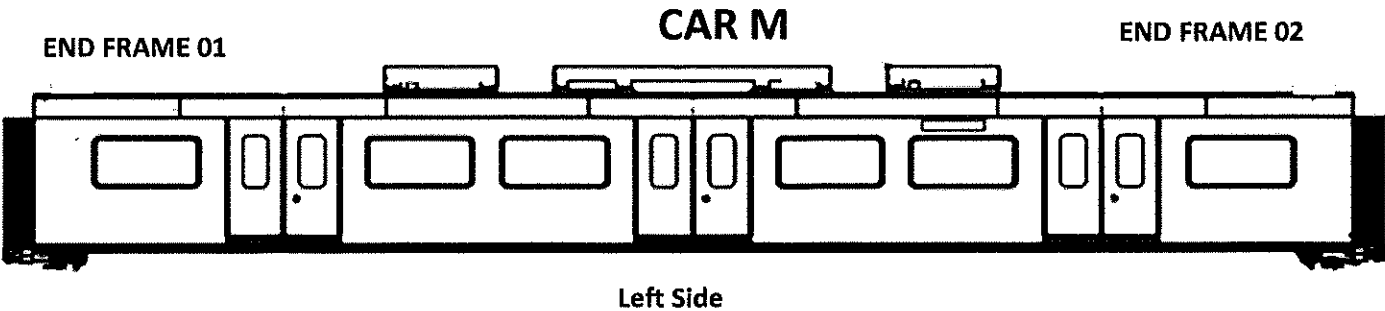
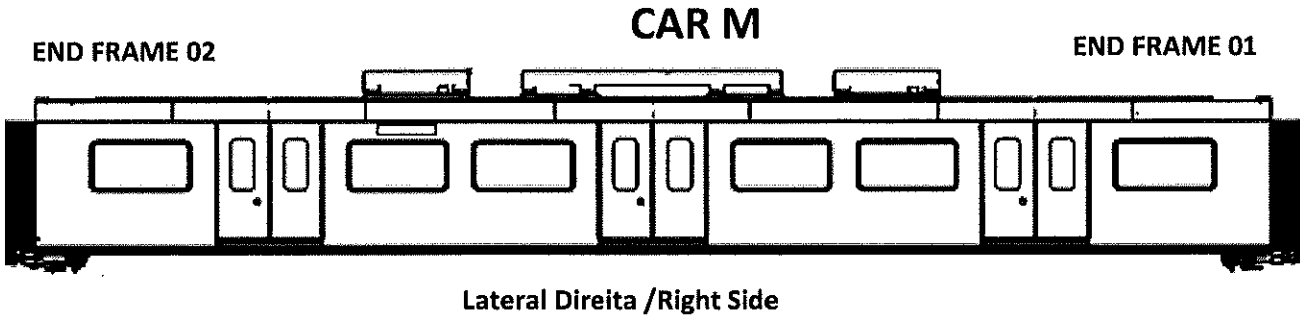
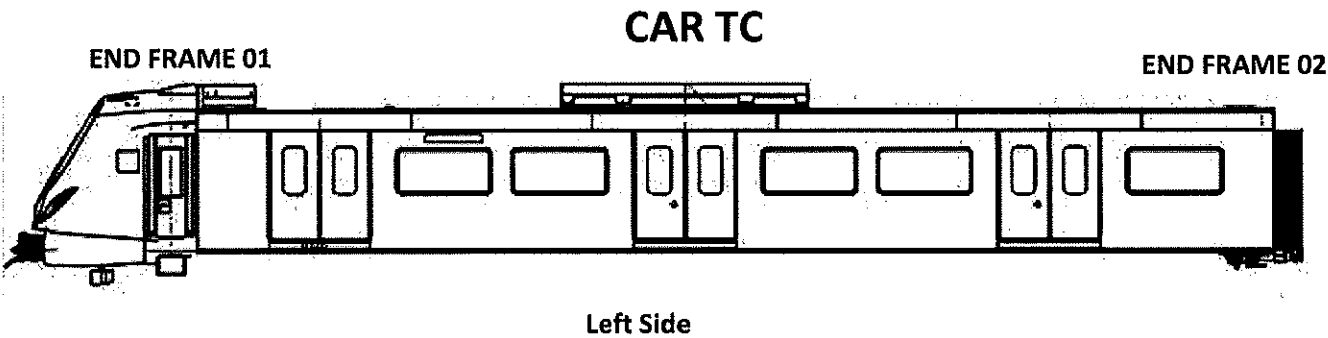
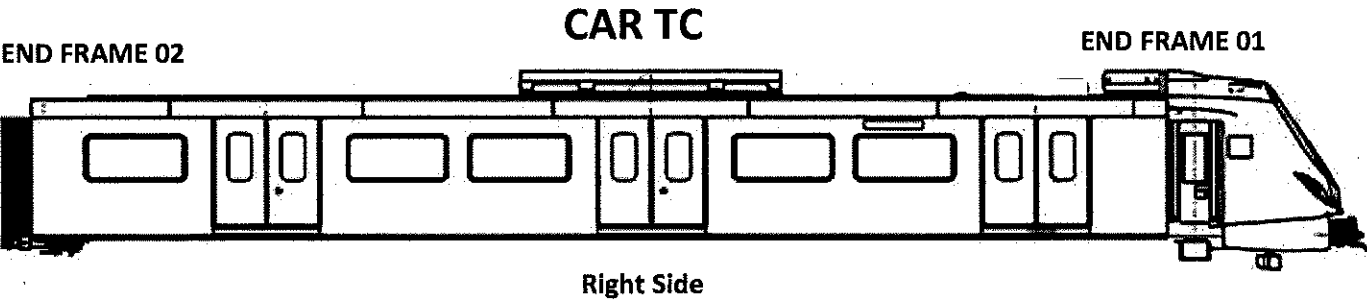
### II.1 - Items to check

Item	Picture/Drawing	Description	Acceptance criteria / Record	OK	NOK	Rework	Signature/Date
01	-	Cleaning the Sector. 5S program up-to-date	The waterproof floor and car floor must be clean. There must be no materials, parts in place that may fall into the tank.	✓			# 06/05/24
02	-	<p>Assembly according drawn or complementary documentation approved by ALSTOM engineering</p> <p>Parameters of the record:</p> <p>1. Water pressure: Specified: Minimum 4 + 1 / -0.5 bar. Found: <u>4.6</u> bar</p> <p>2. Exposure time: Specified: 40 minutes Attendance: <u>20</u> minutes</p>	There is no water retention in the roof or underframe. In any case, it shall be checked there that exists a clear drainage path on the roof to evacuate the water after the test.	✓			# 06/05/24

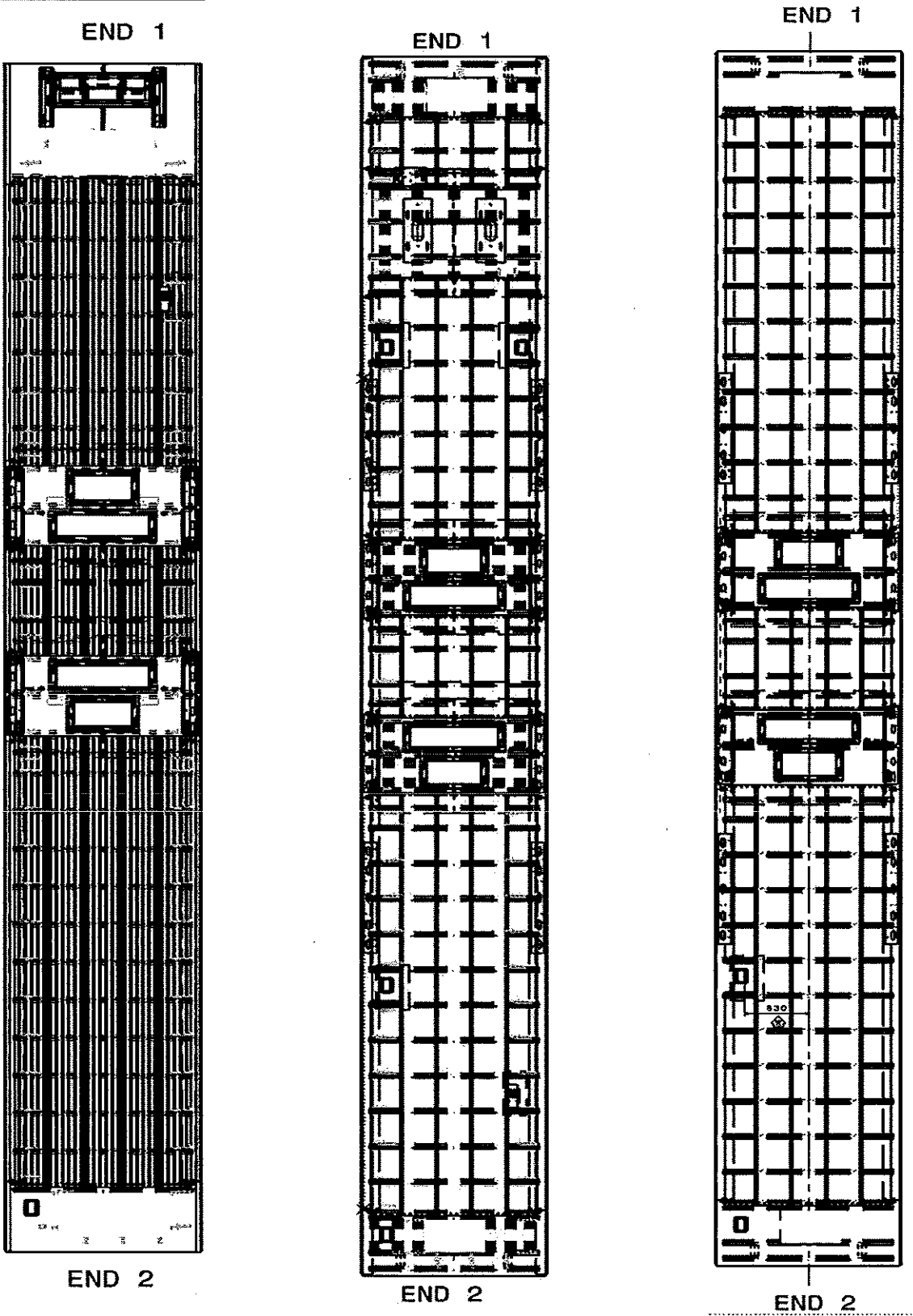
		<b>SELF INSPECTION INDUSTRIAL QUALITY</b>		Rev. 02	Project: PRASA	<b>SI.FT1040.22</b>	
				DATE- 2022/06/22			
03	-	<p>After the test check watertightness of the box</p> <p>The box is leakage free? NOTE: If they are detected leakage points the same must be recorded in the table and indicated its location in figures below (Pg 02; 03). Provide the correction of points and then re-test. according To item 5.2 of the Test Procedure. Not occurring points leakage, annul fields of item 11</p>	<p>There is no water retention in the roof or underframe. In any case, it shall be checked there that exists a clear drainage path on the roof to evacuate the water after the test.</p>	✓			 06/05/24
04	-	Windows	<p>Não deve haver vazamento entre a estrutura e a janela.</p> <p>There must be no water leakage between the structure and the window</p>	✓			 06/05/24
05	-	Hvac	<p>There must be no water leakage between the structure ,supports, corrugation and drains</p>	✓			 06/05/24
06	-	Sidewall	<p>There must be no water leakage between the structure , window and doors</p>	✓			 06/05/24
07	-	Roof	<p>There must be no water leakage between the air extractor ,corrugation, antennas and passage of cables</p>	✓			 06/05/24
08	-	End frames	<p>There must be no water leakage between the end frame and gangway.</p>	✓			 06/05/24

		<b>SELF INSPECTION INDUSTRIAL QUALITY</b>		Rev. 02	Project: PRASA	<b>SI.FT1040.22</b>		
				DATE- 2022/06/22				
09	-	Cabin junction	There must be no water leakage between the cabin, sidewall and roof					N/A
10	-	Windscreen	There must be no water leakage between the Windscreen and the mask.					N/A

		<b>SELF INSPECTION INDUSTRIAL QUALITY</b>		Rev. 02	Project: PRASA	SI.FT1040.22
				DATE- 2022/06/22		
ITEM	Nº Leaks	Description leaks and correction of action	OK			Signature/Date
11						






<b>TC</b>	<b>M1 and M2</b>	<b>M3 and M4</b>
-----------	------------------	------------------



Item	Description of the Issue	OK	Signature/Date



	<b>SELF INSPECTION INDUSTRIAL QUALITY</b>	Rev. 02	Project: <b>PRASA</b>	<b>SI.FT1040.22</b>	
		DATE- 2022/06/22			
<b>Self Inspection - Final Result</b>					
<small>Is the car good to advance to the next workstation? (Required the approval of EPU Manager and Quality Control)</small>		DATE	NAME	SIGNATURE	
<b>HOLD POINT</b>	<b>GO</b>	If activities are not complete, the missing activities must not impact the next stage!	06/05/24	Operations Manager <i>Thuto</i>	
		(Every auto inspection performed conforms to specification or in case of divergence the same is approved by the competent party.)	06/05/2024	Industrial Quality <i>Michael</i>	
	<b>NO GO</b>	There are activities pendings that impact/stop the activities of the next process Obs: (To describe problems below)		Operations Manager	
		There are non-conformities impact the quality of the product and there is no corrective action defined yet) )		Industrial Quality	
In case of "NO GO", describe blocking problems					
In case of "NO GO", the operations manager must define below action plan to ensure "GO":					
Item	Description	Action	Responsible	Due Date	Status

Operations Manager/ Team Leader

Quality Manager/ Team Leader